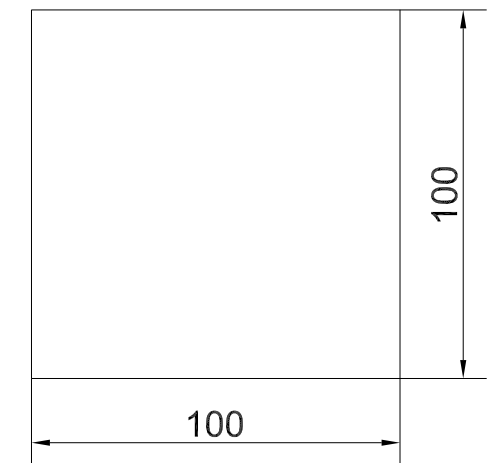
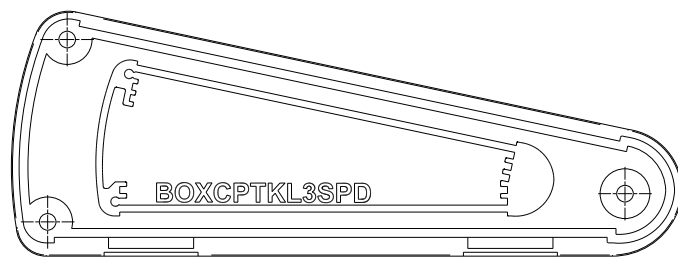


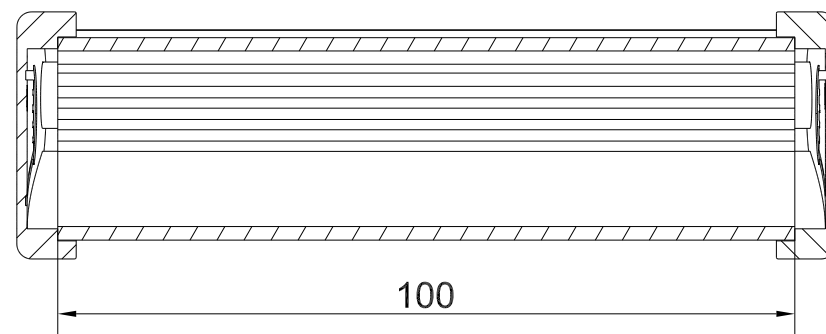
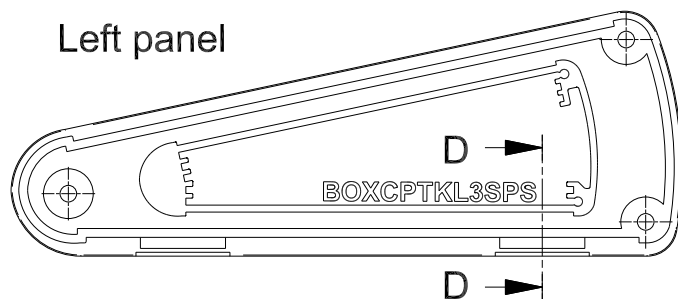
MAXIMUM PCB SIZE (1 : 2)



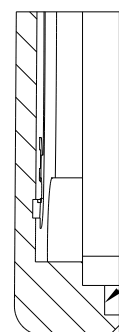
Right panel



Left panel


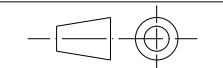


D-D (2 : 1)



Interlock fixing
MT7



	Denomination	Part. Number	
	Assembly TEKAL-31SP Subject to technical modification without prior notice. Tipographical and other errors do not justify any claim for damages. All dimensions should be verified using an actual moulded part.	TEKAL-31SP	
	This document contains proprietary information of TEKO S.p.a. and is tendered subject to the conditions that the information be retained in confidence not be reproduced or copied and not be used or incorporated in any product.		Rev. Index Date 01/10/2008
	Scale 1:1		Format design A3